



MIDWEST INDIGENOUS IMMERSION NETWORK

2023

**MINNESOTA PUBLIC & BIE SCHOOL
AMERICAN INDIAN LANGUAGE INSTRUCTION
DATA ANALYSIS REPORT**

CONTENT

03

PURPOSE OF THE STUDY

04

METHODOLOGY

05

MN STATE & BIE DISTRICTS COMBINED DATA

07

LICENSURE

09

CURRICULUM

10

COMMONALITIES

11

LAC COURTE OREILLES OJIBWE UNIVERSITY

12

ISSUES FOR CONSIDERATION

14

FEEDBACK & QUESTIONS


PURPOSE OF THE STUDY

The goal of collecting this data was to **provide stakeholders with information surrounding American Indian language education in Minnesota public & BIE school districts.**

With this data, MIIN and other programs may **identify the most effective communities** in which to **offer services to increase the capacity of American Indian language instruction in Minnesota public schools.** The data in this survey may also be useful for **post-secondary recruitment** of American Indian students.

Finally, the data provided by the school districts is useful as it **identifies inequities between American Indian language instruction and other education options in Minnesota public schools.** The lack of completed curriculum, licensed teachers, student to teacher ratio and the number of districts not currently offering Native American language instruction are surprising.

Evidencing these inequities may be useful in the **advocacy for changes** regarding the instruction of American Indian languages at a tribal, state and/or federal level.



METHODOLOGY



MIIN used the 2022-2023 School Year American Indian Aid Eligibility List to identify districts with an American Indian / Alaska Native (AI/AN) populations of **40 or more students**. The data in our analysis includes the responses from 116 of these 117 districts (99% response rate) which represents **over 23,000 AI/AN students** in the state.

This survey was sent to the lead administrators at each district. Responses were completed by district superintendents, or their designees.

MINNESOTA BIE & PUBLIC DISTRICTS COMBINED DATA

There are 117 Minnesota & BIE school districts in the state of Minnesota with a student enrollment of 40+ AI / AN students. The following data shows the combined responses from 116 of these 117 districts.

33% of responding public school districts and 100% BIE schools in Minnesota offer American Indian language courses to students.

However, there are no state or BIE identified, assigned or recognized standards & benchmarks specific to American Indian languages for Minnesota schools.

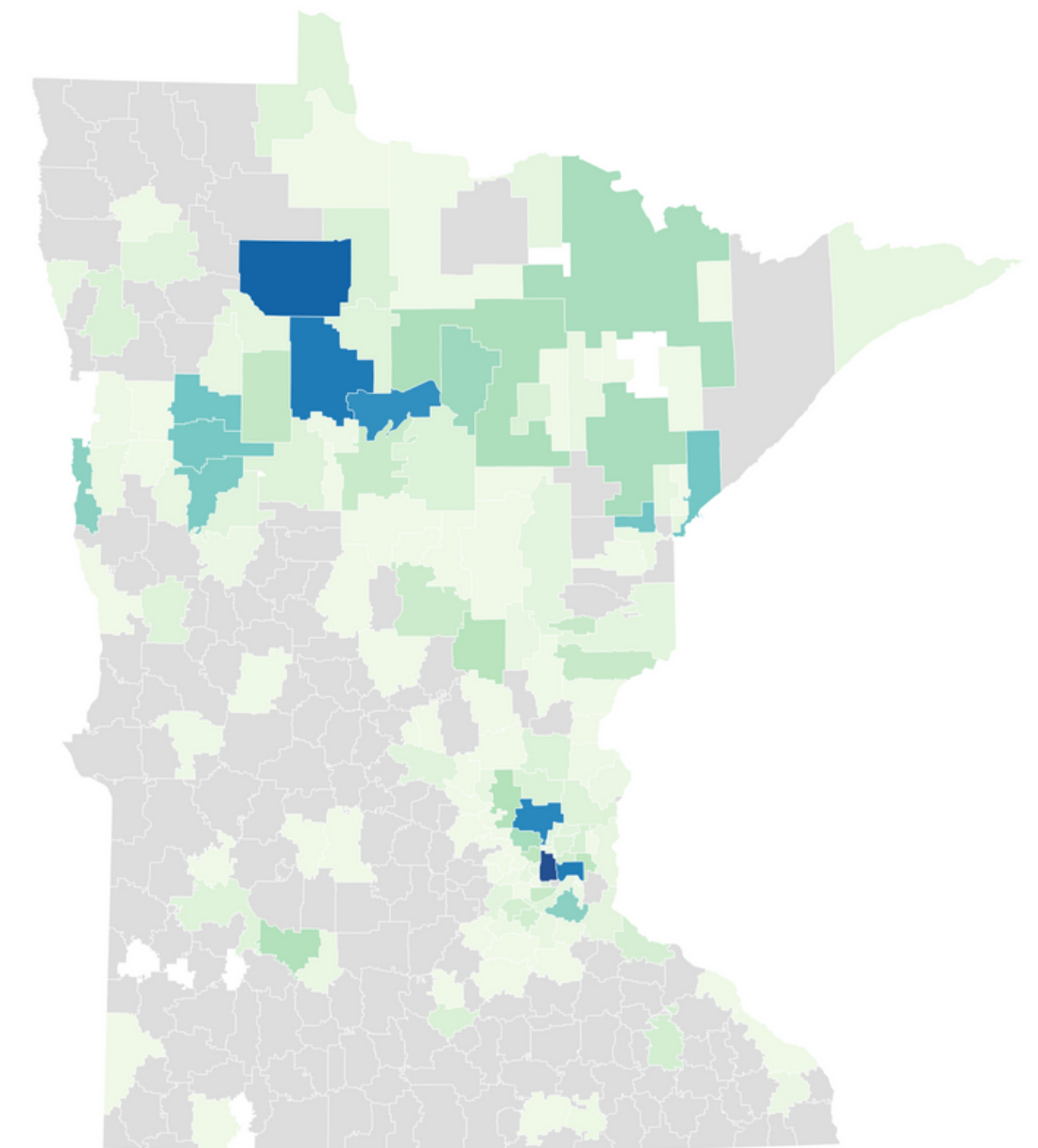
Additionally, no common curriculum or materials have been identified to assist with consistency of AI language instruction.

American Indian/Alaskan Native Student Population

Combined Minnesota Public & BIE Districts

VALUE

40 850 1,700



*This chart represents 26,350 AI/AN students in Minnesota who qualified for Title VI funding in SY2022-23 (@MDE 2022)

Source: (@MIIN 2023) • Created with Datawrapper

Courses Offered

American Indian language courses are offered in 28% of all MN districts represented in the data (33 total districts)

*11% of all state districts (331)

Teacher : Student Ratio

There are 6,493 students and 52 teachers represented in the data. The teacher to student ratio is:

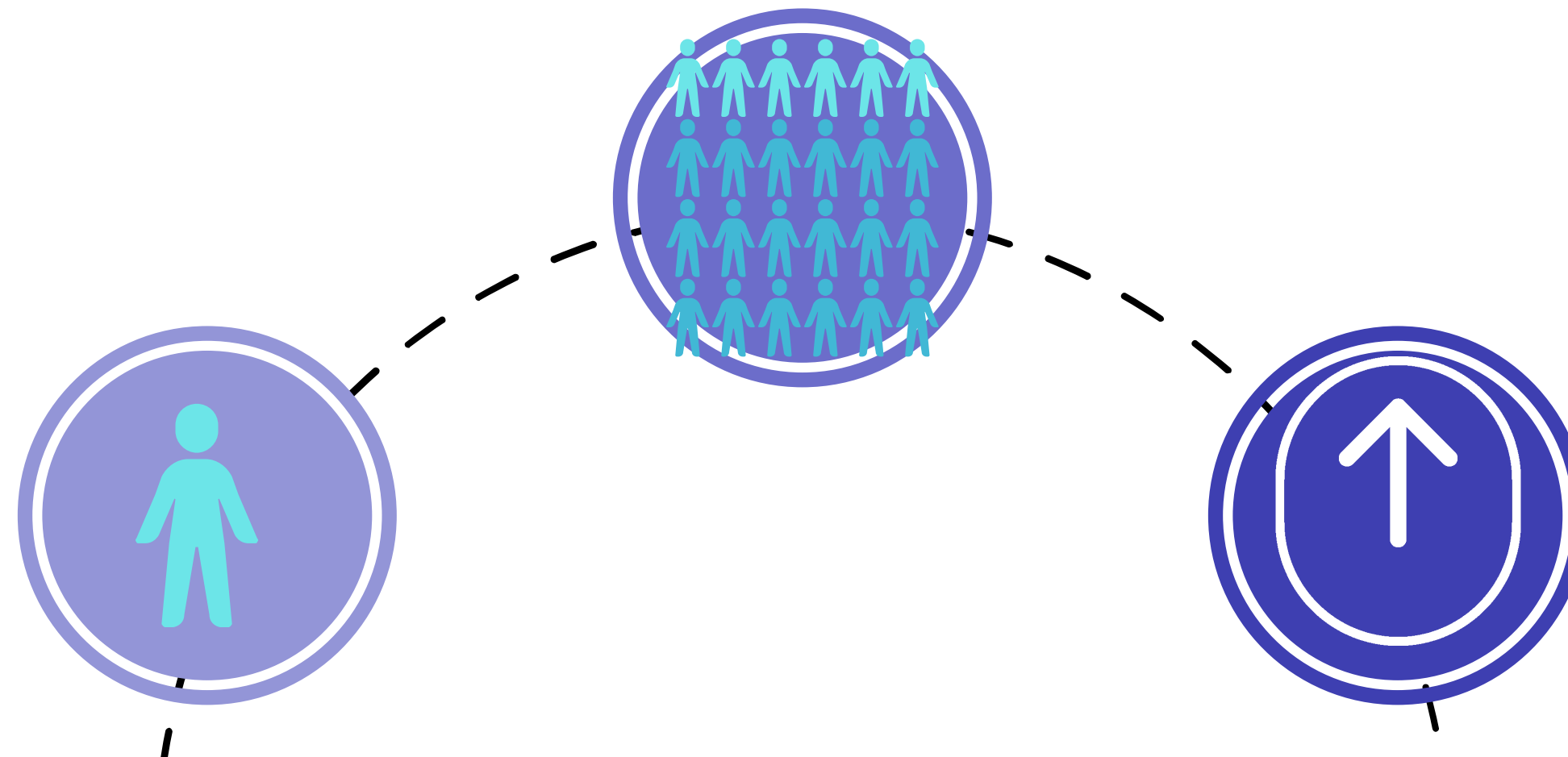
Overall - 1 : 125

BIE - 1 : 50

State Districts - 1 : 148

Enrollment

There is a 62% AI/AN enrollment rate in American Indian language classes in the districts offering courses, showing a high interest



TEACHER LICENSES IN DATA



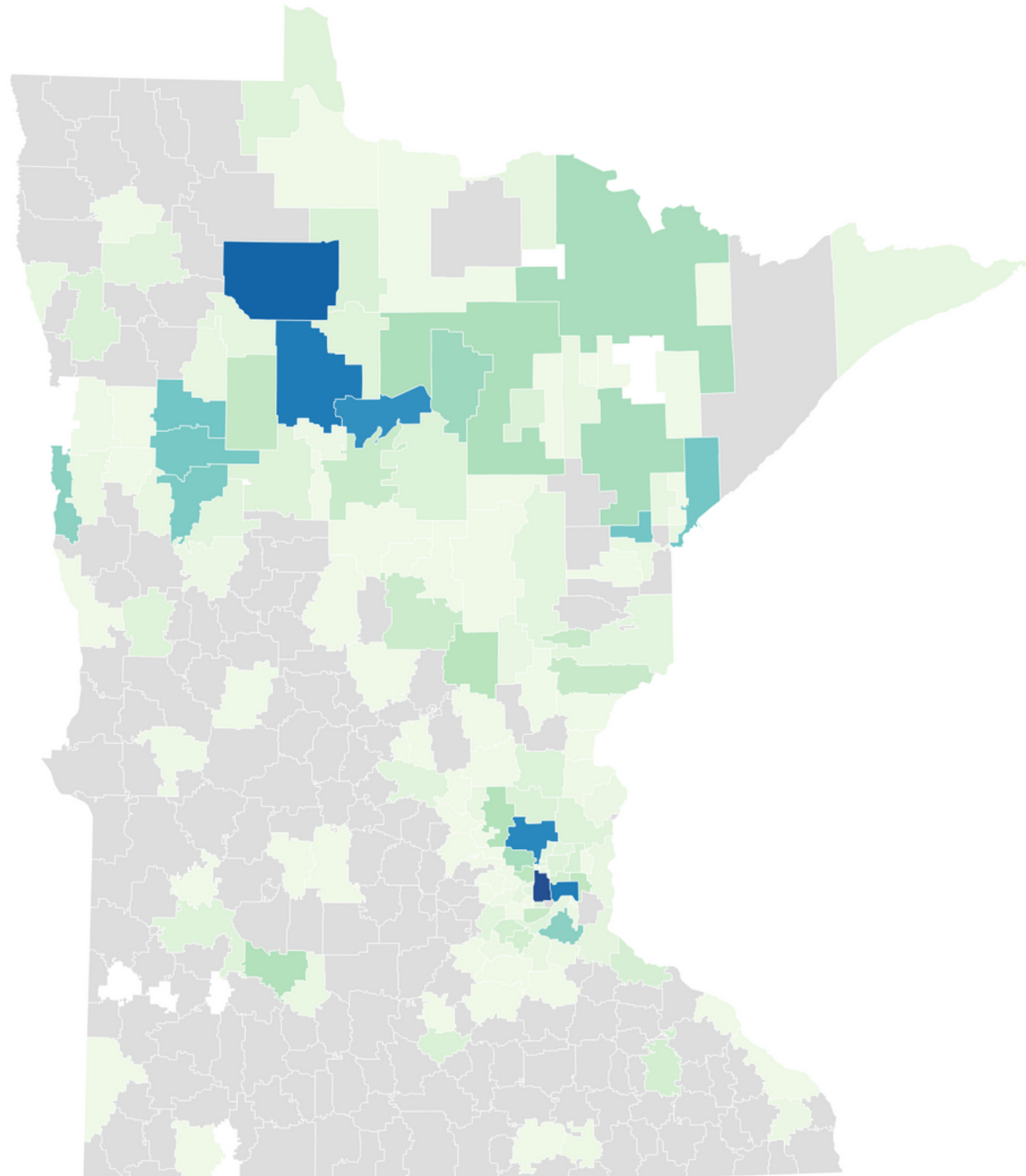
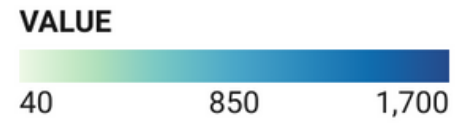
56% of educators teaching American Indian languages in Minnesota have a culture and language license. This license can be obtained by applying with a letter of reference from an American Indian tribal government or American Indian Parent Advisory Committee (AIPAC) of the school the applicant intends to teach at.

21% of teachers in this data have received a general education license.

23% of teachers have no license.

American Indian/Alaskan Native Student Population

Combined Minnesota Public & BIE Districts

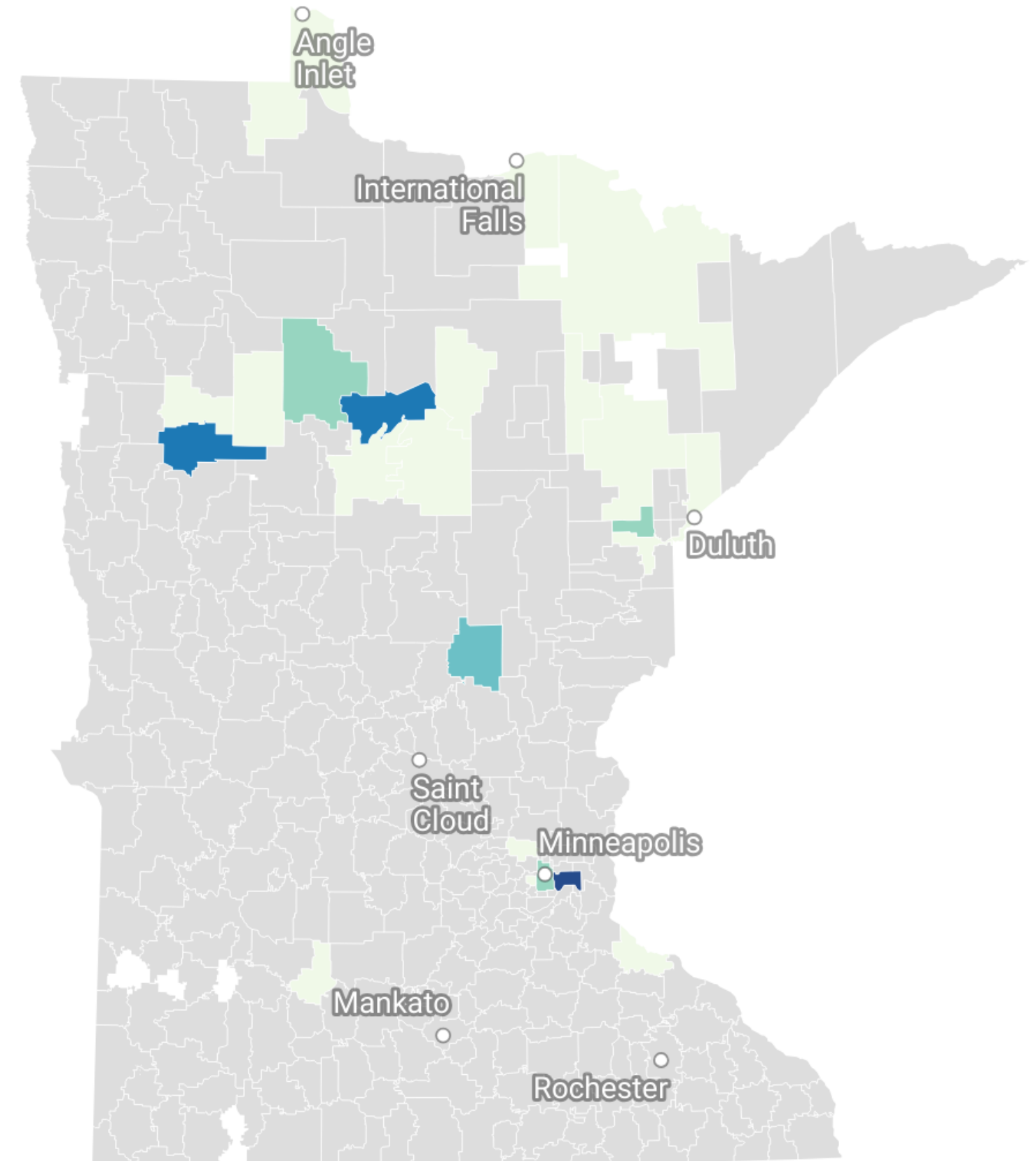
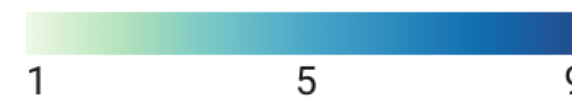


*This chart represents 26,350 AI/AN students in Minnesota who qualified for Title VI funding in SY2022-23 (@MDE 2022)

Source: (@MIIN 2023) • Created with Datawrapper

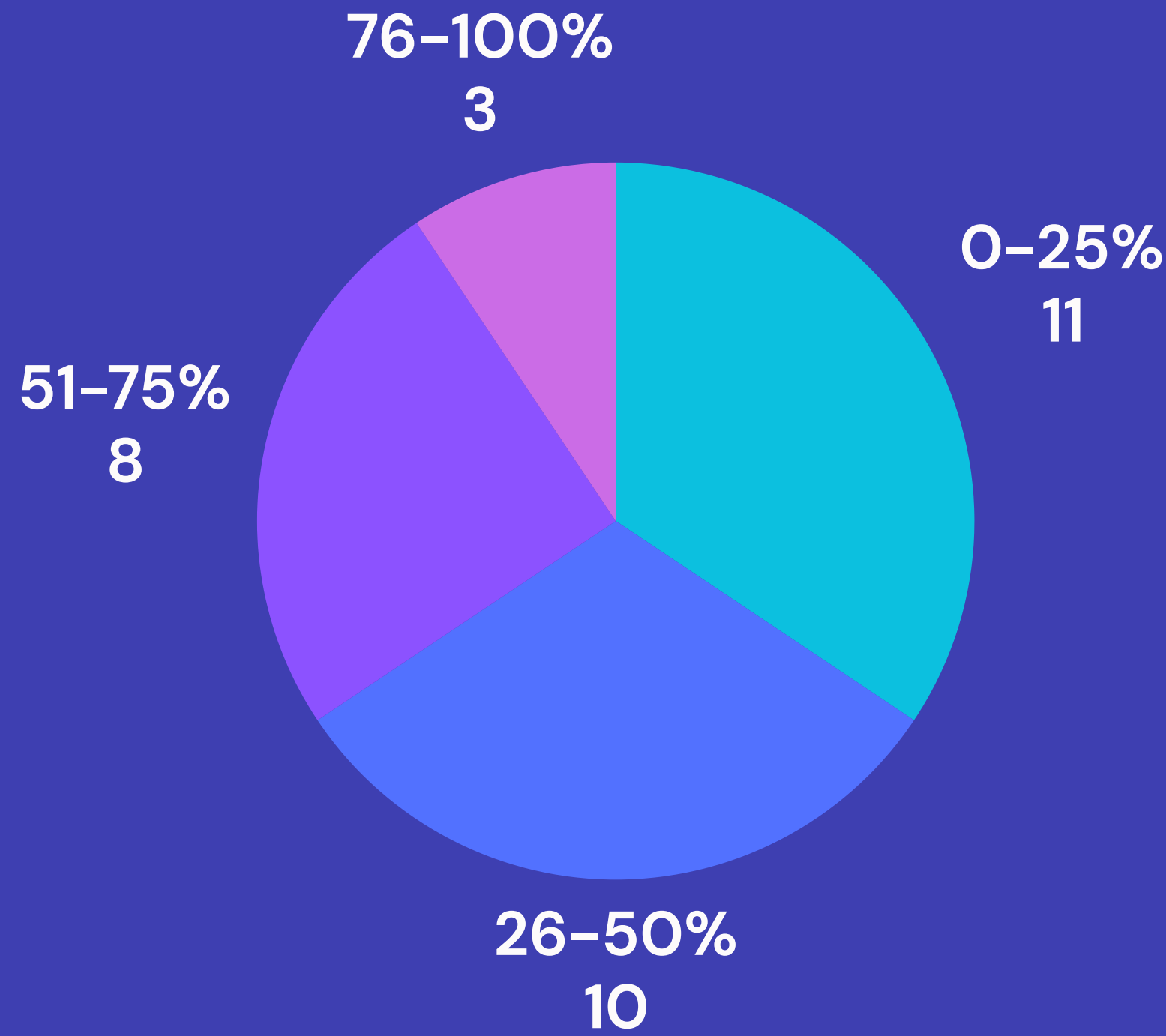
American Indian Language Teacher Count

Combined MN Public & BIE data



Map: MIIN • Source: (@MIIN 2023) • Created with Datawrapper

CURRICULUM



MIIN was unable to identify assigned or recognized teaching & learning standards & benchmarks specific to American Indian languages.

Districts do not have consistent curriculum & materials to offer students who may move between districts.

COMMONALITIES

A LACK OF ADULT INFRASTRUCTURE

Large districts such as Minneapolis, that serves 1700 AI/AN students in 97 schools, are unable to find enough teachers for all the buildings and have an online teacher for overflow. These factors might be contributing to a low student enrollment rate in American Indian language classes.


Feedback from educators through the survey, emails, and phone calls alike have expressed an urgent need for support as well as a strong desire to be a part of building a program in their districts. There is curriculum available that can be organized, evaluated and built upon so that it may be made public and shared with educators.

School administration has expressed the shortage of educators in this field. There are applicants but there is also heavy recruitment to fill positions. There is a lack of educational institutions recruiting, training, and contributing to the employment pool.

LCOOU TEACHER TRAINING PROGRAM

Lac Courte Oreilles Ojibwe University & MIIN

- 4-year bachelor's program with an elementary license in WI
- Increased focus on Ojibwe language and American Indian studies
- Ojibwe language medium (immersion) track option for final 2 years of program
- Enrolling for Fall 2024 with education classes tentatively starting in Spring 2025





FEEDBACK

1.Feedback



SUGGESTIONS

1.Suggestions



QUESTIONS

1.Questions